

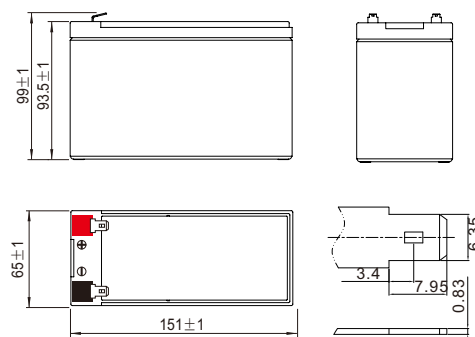
LHR Series High Rate LHR1226W(12V26W)

Specifications

Rated Voltage	12V	
Nominal Rate ($W_{15}, 1.67V/cell$)	26W	
Nominal Capacity($C_{10}, 1.80V/cell$)	6.5Ah	
Dimension	Length	151±1mm (5.94 inches)
	Width	65±1mm (2.56 inches)
	Container Height	93.5±1mm (3.68 inches)
	Total Height	99±1mm (3.90 inches)
Approx. Weight	2.08 Kg (4.54 lbs)	
Terminal	T1	
Container Material	ABS(UL94 V-0)	
Rated Capacity (25°C)	6.51 Ah	(10hr, 0.651A, 1.80V/cell)
	6.38 Ah	(8hr, 0.798A, 1.80V/cell)
	6.00 Ah	(5hr, 1.20A, 1.75V/cell)
	5.52 Ah	(3hr, 1.84A, 1.75V/cell)
	4.49 Ah	(1hr, 1.84A, 1.75V/cell)
Max. Discharge Current	90A	
Internal Resistance (25°C)	Approx. 28mΩ	
Operating Temp. Range	Discharge	-20 ~ 55°C (4 ~ 131°F)
	Charge	0 ~ 40°C (32 ~ 104°F)
	Storage	-15 ~ 50°C (5 ~ 122°F)
Nominal Operating Temp. Range	25±3°C (77±5°F)	
Max. Charging Current(25°C)	1.8A	
Charge voltage(25°C)	Float	13.5V
	Temp. Coefficient	-3mV/cell/°C
	Equalization	14.1~14.4V
Effect of temp. to Capacity	40°C (104°F)	106%
	25°C (77°F)	100%
	0°C (32°F)	86%
Self Discharge	≤3%/month @ 25°C	



Layout



Constant Current Discharge (Amperes) at 25 °C (77°F)

F.V/Time	5min	10min	15min	20min	30min	45min	1h	1.5h	2h	3h	4h	5h	8h	10h
1.85V/cell	17.2	11.6	9.92	7.95	5.90	4.37	3.70	2.77	2.21	1.66	1.31	1.09	0.745	0.610
1.80V/cell	20.0	13.7	11.5	9.16	6.67	4.89	4.09	3.03	2.41	1.79	1.41	1.18	0.798	0.651
1.75V/cell	21.8	14.7	12.2	9.61	6.97	5.09	4.25	3.13	2.48	1.84	1.45	1.20	0.812	0.661
1.70V/cell	23.6	15.7	12.9	10.1	7.28	5.28	4.40	3.23	2.56	1.89	1.49	1.23	0.827	0.671
1.67V/cell	24.7	16.3	13.3	10.4	7.46	5.40	4.49	3.29	2.60	1.92	1.51	1.25	0.836	0.677
1.60V/cell	27.3	17.6	14.2	11.0	7.87	5.67	4.71	3.44	2.71	1.99	1.56	1.28	0.855	0.692

Constant Power Discharge (Watts/cell) at 25 °C (77°F)

F.V/Time	5min	10min	15min	20min	30min	45min	1h	1.5h	2h	3h	4h	5h	8h	10h
1.85V/cell	37.1	24.6	20.5	15.3	11.4	8.48	7.19	5.39	4.33	3.25	2.58	2.15	1.47	1.21
1.80V/cell	41.6	28.3	23.4	17.5	12.8	9.41	7.91	5.87	4.68	3.50	2.77	2.31	1.57	1.29
1.75V/cell	44.7	29.9	24.4	18.2	13.2	9.72	8.14	6.03	4.80	3.58	2.83	2.36	1.60	1.30
1.70V/cell	47.3	31.4	25.5	18.9	13.7	10.0	8.38	6.19	4.93	3.67	2.89	2.40	1.62	1.32
1.67V/cell	49.0	32.3	26.0	19.3	14.0	10.2	8.51	6.28	4.99	3.71	2.92	2.43	1.64	1.33
1.60V/cell	49.7	34.4	27.4	20.3	14.6	10.6	8.85	6.51	5.16	3.83	3.00	2.49	1.67	1.36

LHR Series High Rate LHR1226W(12V26W)

Applications

- UPS
- Hospitals & Testing Laboratories
- Emergency Power Supply
- Industrial Process Control Facilities
- Banks & Financial Markets
- Data & Network Operation Centers

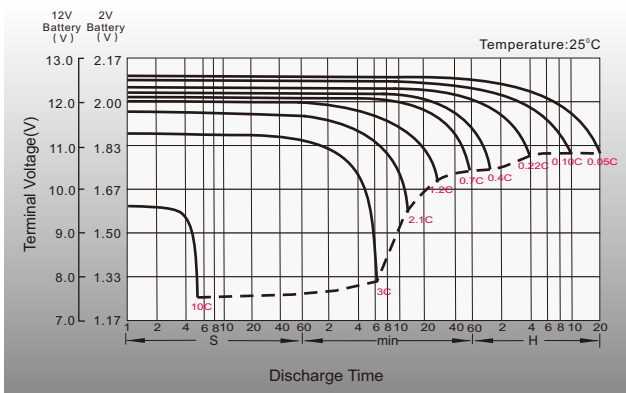
General Features

- ABS material: UL94 V-0
- Oxygen recombination efficiency: $\geq 98\%$
- High quality AGM separator: extend cycle life and prevent micro short circuit
- Unique vent valve design: reduce water losing and prevent air/spark going inside
- PbCaSn alloy for plate grids: less gassing, less self-discharging

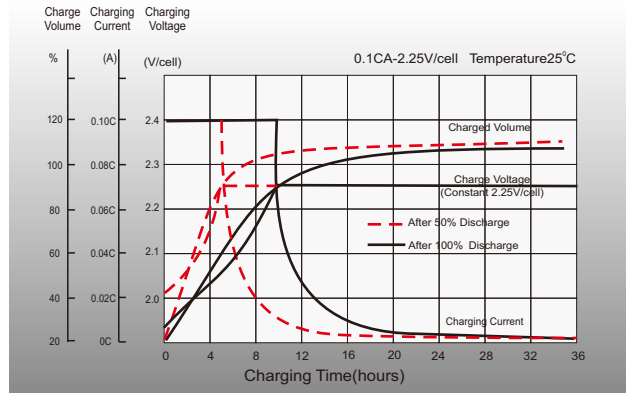
Standards

- Compliance with IEC 60896 standards
- Classified as "General Purpose" according to Eurobat
- CE, UL Certified
- Manufactured in Leoch@IATF16949, OHSAS 18001, ISO 9001 and ISO 14001 certified production facilities

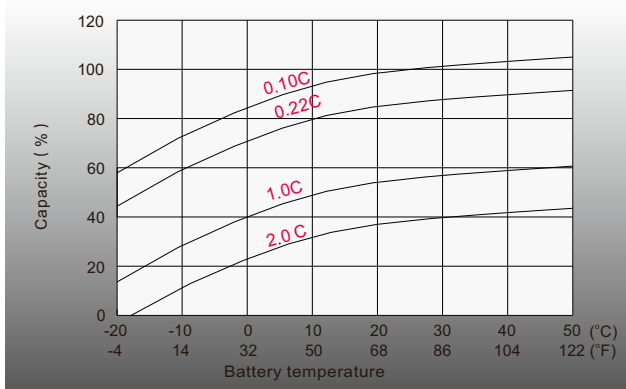
Discharge Characteristics



Float Charging Characteristics



Temperature Effects in Relation to Battery Capacity



Temperature Effects on Long Term Float Life

